

ВЫВОДНОЙ СВЕТОДИОД КРУГЛЫЙ

ARL-10603UYW-3cd

FEATURES

- Low power consumption.
- General purpose leads.
- Selected minimum intensities.
- Available on tape and reel.
- Pb free.

DESCRIPTIONS

- The series is specially designed for applications requiring higher brightness.
- The LED lamps are available with different colors, intensities, epoxy colors, etc.
- Superior performance in outdoor environment.

APPLICATIONS

- Status indicators.
- Commercial use.
- Advertising signs.
- Back lighting.

DEVICE SELECTION GUIDE

| LED Part No. | CHIP | | Lens Color |
|-------------------------|----------------|---------------|-----------------|
| | Material | Emitted Color | |
| ARL-10603UYW-3cd | AlGaInP | Yellow | Diffused |



10 mm



DIFFUSED



YELLOW



USAGE NOTES:

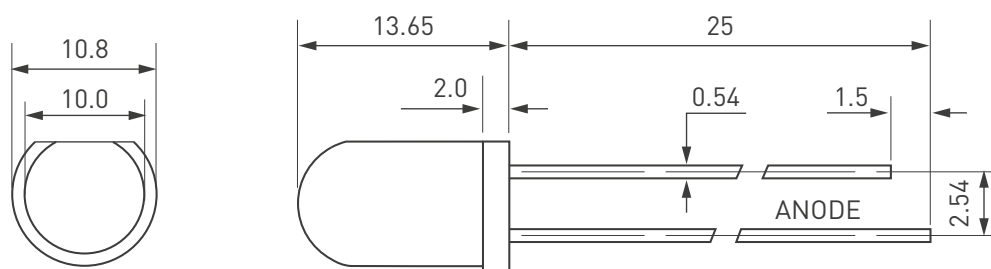
Surge will damage the LED.

When using LED, it must use a protective resistor in series with DC current about 20 mA.



ATTENTION!
ELECTROSTATIC SENSITIVE DEVICES.
OBSERVE PRECAUTIONS FOR HANDLING.

PACKAGE DIMENSIONS



Unit: mm.

Notes:

Other dimensions are in millimeters, tolerance is 0.25 mm except being specified.

Protruded resin under flange is 1.5 mm, Max LED.

Bare copper alloy is exposed at tie-bar portion after cutting.

ELECTRO-OPTICAL CHARACTERISTICS ($T_A = +25^\circ\text{C}$)

| Parameter | Symbol | Min. | Typ. | Max. | Unit | Test Condition |
|---------------------------------|-------------------------|------------|-----------|-------------|------------|------------------------------------|
| Luminous Intensity | I_v | 800 | — | 1000 | mcd | I_f=20mA (Note 1) |
| Viewing Angle | 2θ_{1/2} | 40 | — | 60 | Deg | Note 2 |
| Peak Emission Wavelength | λ_p | 580 | — | 595 | nm | I_f=20mA |
| Spectral Line Half-Width | Δλ | 15 | 20 | 25 | nm | I_f=20mA |
| Forward Voltage | V_F | 1.9 | — | 2.3 | V | I_f=20mA |
| Reverse Current | I_R | — | — | 10 | μA | VR=5V |

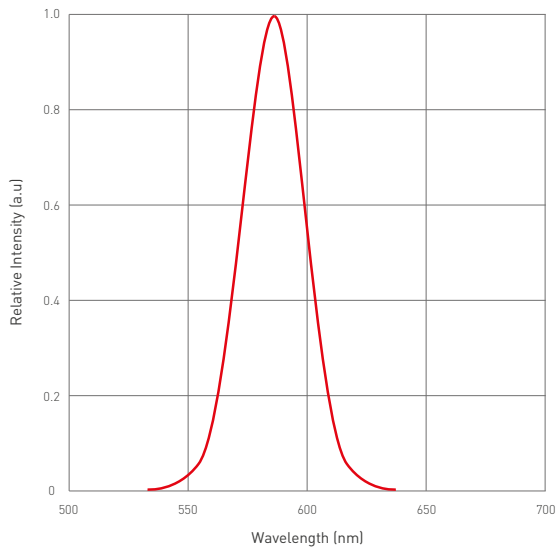
Note:

1. Luminous intensity is measured with a light sensor and filter combination that approximates the CIE eye-response curve.

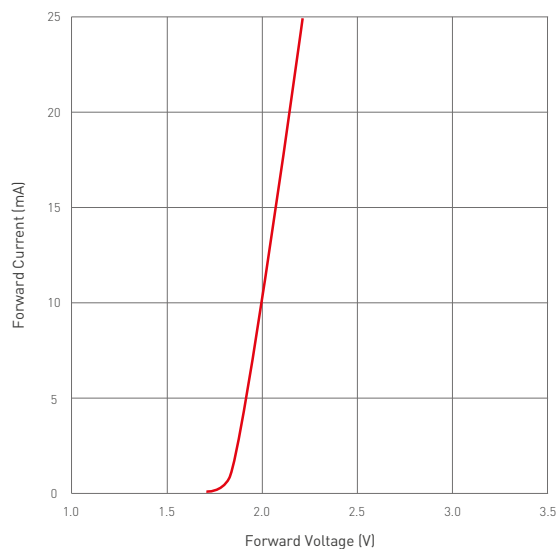
2. θ_{1/2} is the off-axis angle at which the luminous intensity is half the axial luminous intensity.

TYPICAL ELECTRO-OPTICAL CHARACTERISTICS CURVES

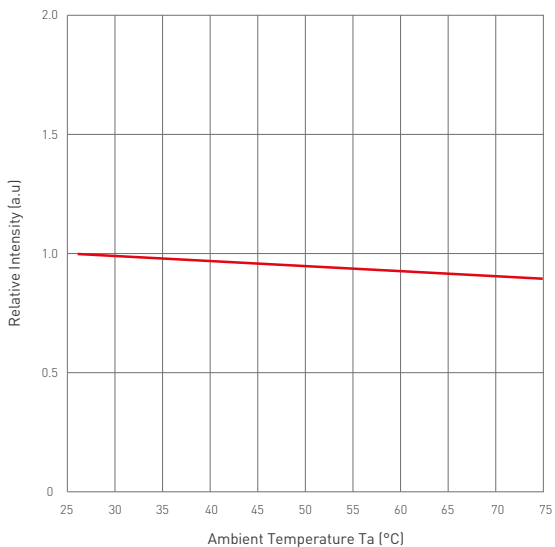
Relative Intensity VS Wavelength



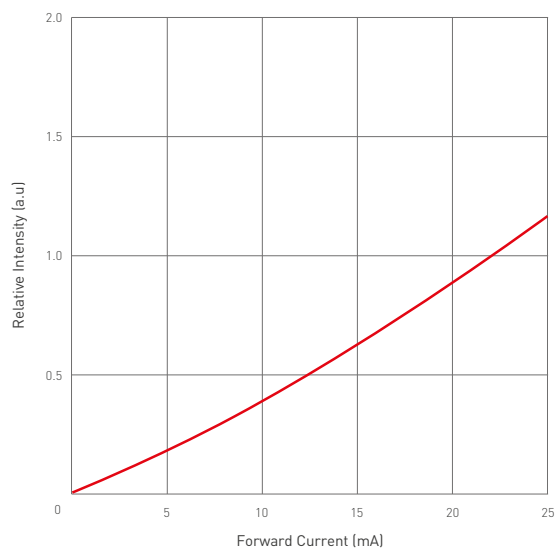
Forward Current VS Forward Voltage



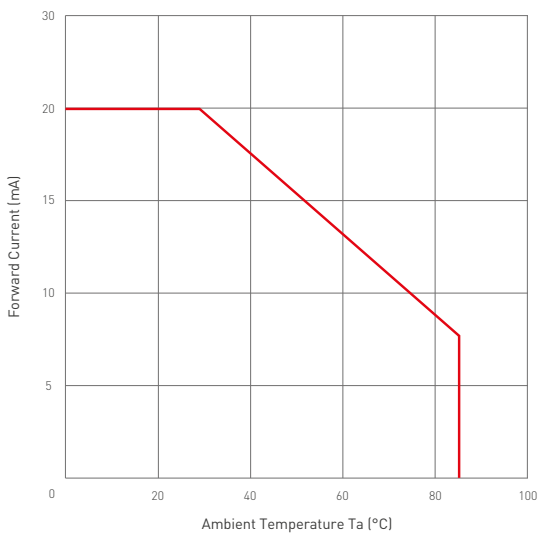
Relative Intensity VS Ambient Temp



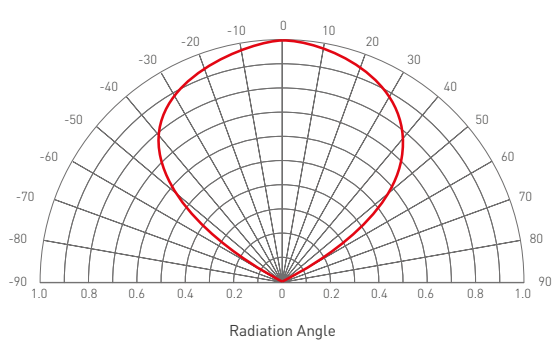
Forward Current VS Relative Intensity



Forward Current VS Ambient Temp



Radiation Characteristics



NOTES

1. Above specification may be changed without notice. HYLEd will reserve authority on material change for above specification.
2. When using this product, please observe the absolute maximum ratings and the instructions for using outlined in these specification sheets. HYLEd assumes no responsibility for any damage resulting from use of the product which does not comply with the absolute maximum ratings and the instructions included in these specification sheets.
3. These specification sheets include materials protected under copyright of HYLEd corporation. Please don't reproduce or cause anyone to reproduce them without HYLEd's consent.